

JS 10 SERIES

YL010P-17b 1/13



ABOUT GAIN SOLAR

Founded in 2007, Baoding Jiasheng Photovoltaic Technology Co., Ltd which markets its products under the brand "Gain Solar", is a wholly owned subsidiary of Yingli Solar, specializing in R&D, manufacturing and marketing of photovoltaic (PV) off-grid products and systems. What started as the in-house off-grid PV module production of Yingli Solar has developed over the years into a full-blown provider of off-grid PV modules, building-integrated PV modules, off-grid PV systems and solar application products. Founded on the Yingli Solar technology development, production, and distribution platform, Gain Solar has rapidly grown to set up branches in major provinces and cities of China and is now expanding its presence to the global level. Gain solar is dedicated to provide high quality off-grid PV products and systems to customers and received a series of certificate, including ISO9001, TUV, UL, CE, CQC and RoHS.

PERFORMANCE

High efficiency, polycrystalline solar cells with high transmission and textured glass delivering a module efficiency of up to 15.0%, minimizing installation costs and maximizing the kWh output of your system per unit area.

QUALITY AND RELIABILITY

- Industry leading in-house manufacturing of polysilicon, ingots, wafers, cells and modules ensures tight control of our material and production quality.
- Robust, corrosion resistant aluminum frame independently tested to withstand wind loads of 2.4 kPa and snow loads of 2.4 kPa ensuring a stable mechanical life for your modules.
- Module packaging optimized to protect product during transportation and minimize on-site waste.
- This type of module is commonly use for the small off-grid system.



JS 10 SERIES

ELECTRICAL PERFORMANCE

Electrical parameters at Standard Test Conditions (STC)

Module name			JS 10
Module type			YL10P-17b 1/13
Power output	P_{max}	W	10
Power output tolerances	ΔP_{max}	%	+/- 5
Module efficiency	η_m	%	10.80
Voltage at P_{max}	V_{mpp}	V	17.10
Current at P_{max}	I_{mpp}	A	0.59
Open-circuit voltage	V_{oc}	V	21.8
Short-circuit current	I_{sc}	A	0.65

STC: 1000W/m² irradiance, 25°C cell temperature, AM1.5g spectrum according to EN 60904-3.
Average relative efficiency reduction of 5% at 200W/m² according to EN 60904-1.

THERMAL CHARACTERISTICS

Nominal operating cell temperature	NOCT	°C	46 +/- 2
Temperature coefficient of P_{max}	γ	%/°C	-0.45
Temperature coefficient of V_{oc}	β_{Voc}	%/°C	-0.37
Temperature coefficient of I_{sc}	α_{Isc}	%/°C	0.06

OPERATING CONDITIONS

Max. system voltage	50V _{DC}
Max. series fuse rating	2A
Limiting reverse current	Don't apply external voltages larger than Voc of the module
Operating temperature range	-40 to 85°C
Max. static load, front (e.g., snow and wind)	2400Pa
Max. static load, back (e.g., wind)	2400Pa
Max. hailstone impact (diameter / velocity)	25mm / 23m/s

CONSTRUCTION MATERIALS

Front cover (material / thickness)	low-iron tempered glass / 3.2mm
Cell (quantity / material / dimensions)	36 / multicrystalline silicon / 52mm x35mm
Encapsulant (material)	ethylene vinyl acetate (EVA)
Frame (material / color / anodization color)	anodized aluminum alloy / silver / clear

- Due to continuous innovation, research and product improvement, the specifications in this product information sheet are subject to change without prior notice. The specifications may deviate slightly and are not guaranteed.
- The data do not refer to a single module and they are not part of the offer, they only serve for comparison to different module types.

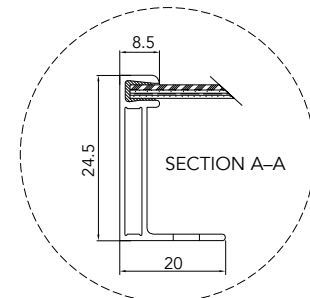
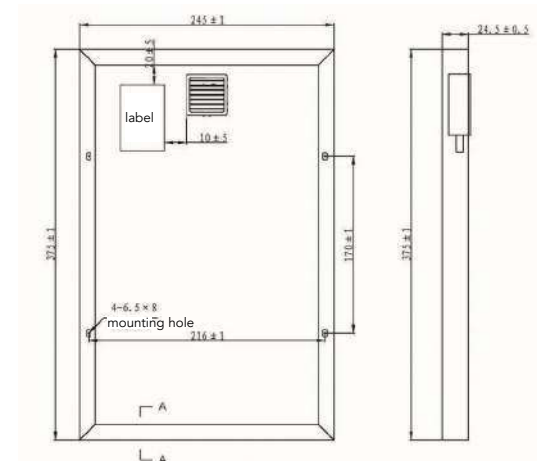
GENERAL CHARACTERISTICS

Dimensions (L / W / H)	245mm / 375mm / 25mm
Weight	1.34kg

PACKAGING SPECIFICATIONS

Number of modules per box	6
Packaging box dimensions (L / W / H)	275mm / 405mm / 190mm

Unit: mm



Warning: Read the Installation and User manual in its entirety before handling, installing, and operating Yingli Solar modules.

Our Partners:

Baoding Jiasheng Photovoltaic Technology Co., Ltd
Add: No.333 North Lekai Avenue 071051, Baoding, China
Email: jsgd@yinglisolar.com
Web: www.gainsolar.cn
Service hotline: +86 312 863 1510/892 2683
Fax: +86 312 892 2202

GAINSOLAR.CN



© Baoding Jiasheng Photovoltaic Technology Co., Ltd | JS101P-17b_113_EU_EN_201403_v02



Power Your Life

JS 20 SERIES

YL020P-17b 1/7



ABOUT GAIN SOLAR

Founded in 2007, Baoding Jiasheng Photovoltaic Technology Co., Ltd which markets its products under the brand "Gain Solar", is a wholly owned subsidiary of Yingli Solar, specializing in R&D, manufacturing and marketing of photovoltaic (PV) off-grid products and systems. What started as the in-house off-grid PV module production of Yingli Solar has developed over the years into a full-blown provider of off-grid PV modules, building-integrated PV modules, off-grid PV systems and solar application products. Founded on the Yingli Solar technology development, production, and distribution platform, Gain Solar has rapidly grown to set up branches in major provinces and cities of China and is now expanding its presence to the global level. Gain solar is dedicated to provide high quality off-grid PV products and systems to customers and received a series of certificate, including ISO9001, TUV, UL, CE, CQC and RoHS.

PERFORMANCE

High efficiency, polycrystalline solar cells with high transmission and textured glass delivering a module efficiency of up to 15.0%, minimizing installation costs and maximizing the kWh output of your system per unit area.

QUALITY AND RELIABILITY

- Industry leading in-house manufacturing of polysilicon, ingots, wafers, cells and modules ensures tight control of our material and production quality.
- Robust, corrosion resistant aluminum frame independently tested to withstand wind loads of 2.4 kPa and snow loads of 2.4 kPa ensuring a stable mechanical life for your modules.
- Module packaging optimized to protect product during transportation and minimize on-site waste.
- This type of module is commonly use for the small off-grid system.

JS 20 SERIES

ELECTRICAL PERFORMANCE

Electrical parameters at Standard Test Conditions (STC)

Module name			JS 20
Module type			YL20P-17b 1/7
Power output	P_{max}	W	20
Power output tolerances	ΔP_{max}	%	+/- 5
Module efficiency	η_m	%	11.50
Voltage at P_{max}	V_{mpp}	V	16.60
Current at P_{max}	I_{mpp}	A	1.20
Open-circuit voltage	V_{oc}	V	21.4
Short-circuit current	I_{sc}	A	1.31

STC: 1000W/m² irradiance, 25°C cell temperature, AM1.5g spectrum according to EN 60904-3.
Average relative efficiency reduction of 5% at 200W/m² according to EN 60904-1.

THERMAL CHARACTERISTICS

Nominal operating cell temperature	NOCT	°C	46 +/- 2
Temperature coefficient of P_{max}	γ	%/°C	-0.45
Temperature coefficient of V_{oc}	β_{Voc}	%/°C	-0.37
Temperature coefficient of I_{sc}	α_{Isc}	%/°C	0.06

OPERATING CONDITIONS

Max. system voltage	50V _{DC}
Max. series fuse rating	5A
Limiting reverse current	Don't apply external voltages larger than Voc of the module
Operating temperature range	-40 to 85°C
Max. static load, front (e.g., snow and wind)	2400Pa
Max. static load, back (e.g., wind)	2400Pa
Max. hailstone impact (diameter / velocity)	25mm / 23m/s

CONSTRUCTION MATERIALS

Front cover (material / thickness)	low-iron tempered glass / 3.2mm
Cell (quantity / material / dimensions)	36 / multicrystalline silicon / 70mm x 52mm
Encapsulant (material)	ethylene vinyl acetate (EVA)
Frame (material / color / anodization color)	anodized aluminum alloy / silver / clear

- Due to continuous innovation, research and product improvement, the specifications in this product information sheet are subject to change without prior notice. The specifications may deviate slightly and are not guaranteed.
- The data do not refer to a single module and they are not part of the offer, they only serve for comparison to different module types.

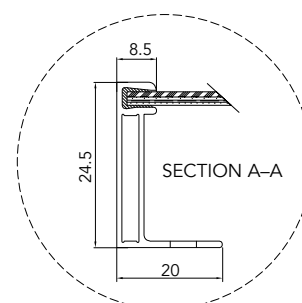
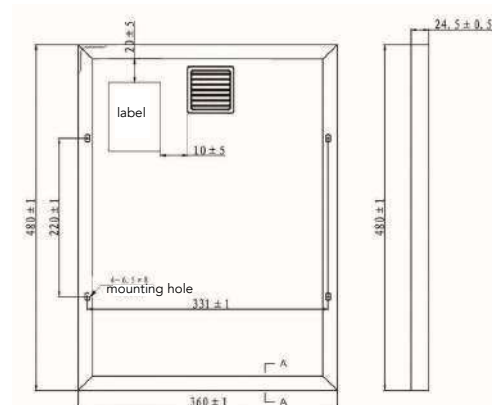
GENERAL CHARACTERISTICS

Dimensions (L / W / H)	360mm / 480mm / 25mm
Weight	2.26kg

PACKAGING SPECIFICATIONS

Number of modules per box	6
Packaging box dimensions (L / W / H)	390mm / 510mm / 190mm

Unit: mm



Warning: Read the Installation and User manual in its entirety before handling, installing, and operating Yingli Solar modules. operating Yingli Solar modules.

Our Partners:

Baoding Jiasheng Photovoltaic Technology Co., Ltd
Add: No.333 North Lekai Avenue 071051, Baoding, China
Email: jsgd@yinglisolar.com
Web: www.gainsolar.cn
Service hotline: +86 312 863 1510/892 2683
Fax: +86 312 892 2202

GAINSOLAR.CN



© Baoding Jiasheng Photovoltaic Technology Co., Ltd | JS020P-17b_17_EU_EN_201403_v02



Power Your Life

JS 60 SERIES

YL055P-17b 2/5
YL060P-17b 2/5



ABOUT GAIN SOLAR

Founded in 2007, Baoding Jiasheng Photovoltaic Technology Co., Ltd which markets its products under the brand "Gain Solar", is a wholly owned subsidiary of Yingli Solar, specializing in R&D, manufacturing and marketing of photovoltaic (PV) off-grid products and systems. What started as the in-house off-grid PV module production of Yingli Solar has developed over the years into a full-blown provider of off-grid PV modules, building-integrated PV modules, off-grid PV systems and solar application products. Founded on the Yingli Solar technology development, production, and distribution platform, Gain Solar has rapidly grown to set up branches in major provinces and cities of China and is now expanding its presence to the global level. Gain solar is dedicated to provide high quality off-grid PV products and systems to customers and received a series of certificate, including ISO9001, TUV, UL, CE, CQC and RoHS.

PERFORMANCE

High efficiency, polycrystalline solar cells with high transmission and textured glass delivering a module efficiency of up to 15.0%, minimizing installation costs and maximizing the kWh output of your system per unit area.

QUALITY AND RELIABILITY

- Industry leading in-house manufacturing of polysilicon, ingots, wafers, cells and modules ensures tight control of our material and production quality.
- Robust, corrosion resistant aluminum frame independently tested to withstand wind loads of 2.4 kPa and snow loads of 2.4 kPa ensuring a stable mechanical life for your modules.
- Module packaging optimized to protect product during transportation and minimize on-site waste.
- This type of module is commonly use for the small off-grid system.

JS 60 SERIES

ELECTRICAL PERFORMANCE

Electrical parameters at Standard Test Conditions (STC)

Module name			JS 60	JS 55
Module type			YL60P-17b 2/5	YL55P-17b 2/5
Power output	P_{max}	W	60	55
Power output tolerances	ΔP_{max}	%	+/- 5	+/- 5
Module efficiency	η_m	%	14.4	13.20
Voltage at P_{max}	V_{mpp}	V	18.5	17.80
Current at P_{max}	I_{mpp}	A	3.25	3.08
Open-circuit voltage	V_{oc}	V	22.9	22.10
Short-circuit current	I_{sc}	A	3.44	3.28

STC: 1000W/m² irradiance, 25°C cell temperature, AM1.5g spectrum according to EN 60904-3.
Average relative efficiency reduction of 5% at 200W/m² according to EN 60904-1.

THERMAL CHARACTERISTICS

Nominal operating cell temperature	NOCT	°C	46 +/- 2
Temperature coefficient of P_{max}	γ	%/°C	-0.45
Temperature coefficient of V_{oc}	β_{Voc}	%/°C	-0.37
Temperature coefficient of I_{sc}	α_{Isc}	%/°C	0.06

OPERATING CONDITIONS

Max. system voltage	50V _{DC}
Max. series fuse rating	10A
Limiting reverse current	Don't apply external voltages larger than Voc of the module
Operating temperature range	-40 to 85°C
Max. static load, front (e.g., snow and wind)	2400Pa
Max. static load, back (e.g., wind)	2400Pa
Max. hailstone impact (diameter / velocity)	25mm / 23m/s

CONSTRUCTION MATERIALS

Front cover (material / thickness)	low-iron tempered glass / 3.2mm
Cell (quantity / material / dimensions)	36 / multicrystalline silicon / 62.4mm x 156mm
Encapsulant (material)	ethylene vinyl acetate (EVA)
Frame (material / color / anodization color)	anodized aluminum alloy / silver / clear

- Due to continuous innovation, research and product improvement, the specifications in this product information sheet are subject to change without prior notice. The specifications may deviate slightly and are not guaranteed.
- The data do not refer to a single module and they are not part of the offer, they only serve for comparison to different module types.

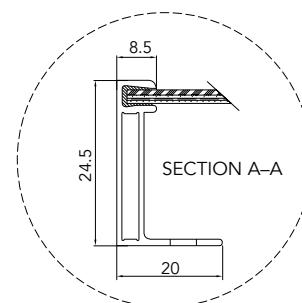
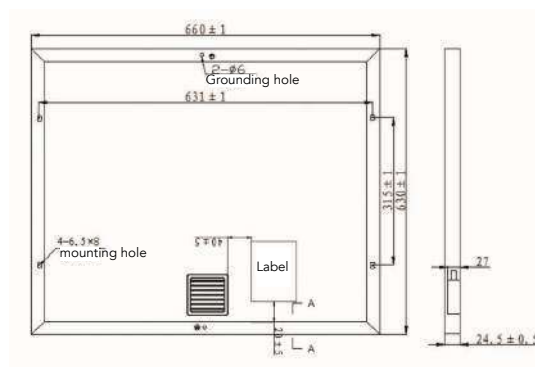
GENERAL CHARACTERISTICS

Dimensions (L / W / H)	660mm / 630mm / 25mm
Weight	4.79kg

PACKAGING SPECIFICATIONS

Number of modules per box	6
Packaging box dimensions (L / W / H)	690mm / 660mm / 190mm

Unit: mm



Warning: Read the Installation and User manual in its entirety before handling, installing, and operating Yingli Solar modules.

Our Partners:

Baoding Jiasheng Photovoltaic Technology Co., Ltd
Add: No. 333 North Lekai Avenue 071051, Baoding, China
Email: jsgd@yinglisolar.com
Web: www.gainsolar.cn
Service hotline: +86 312 863 1510/892 2683
Fax: +86 312 892 2202

GAINSOLAR.CN

© Baoding Jiasheng Photovoltaic Technology Co., Ltd | JS060P-17b_25_EU_EN_201403_v02





Power Your Life

JS 95 SERIES

YL100P-17b 2/3

YL095P-17b 2/3

YL090P-17b 2/3



ABOUT GAIN SOLAR

Founded in 2007, Baoding Jiasheng Photovoltaic Technology Co., Ltd which markets its products under the brand "Gain Solar", is a wholly owned subsidiary of Yingli Solar, specializing in R&D, manufacturing and marketing of photovoltaic (PV) off-grid products and systems. What started as the in-house off-grid PV module production of Yingli Solar has developed over the years into a full-blown provider of off-grid PV modules, building-integrated PV modules, off-grid PV systems and solar application products. Founded on the Yingli Solar technology development, production, and distribution platform, Gain Solar has rapidly grown to set up branches in major provinces and cities of China and is now expanding its presence to the global level. Gain solar is dedicated to provide high quality off-grid PV products and systems to customers and received a series of certificate, including ISO9001, TUV, UL, CE, CQC and RoHS.

PERFORMANCE

High efficiency, polycrystalline solar cells with high transmission and textured glass delivering a module efficiency of up to 15.0%, minimizing installation costs and maximizing the kWh output of your system per unit area.

QUALITY AND RELIABILITY

- Industry leading in-house manufacturing of polysilicon, ingots, wafers, cells and modules ensures tight control of our material and production quality.
- Robust, corrosion resistant aluminum frame independently tested to withstand wind loads of 2.4 kPa and snow loads of 2.4 kPa ensuring a stable mechanical life for your modules.
- Module packaging optimized to protect product during transportation and minimize on-site waste.
- This type of module is commonly use for the small off-grid system.

JS 95 SERIES

ELECTRICAL PERFORMANCE

Electrical parameters at Standard Test Conditions (STC)

			JS 100	JS 95	JS 90
Module name			YL100P-17b 2/3	YL95P-17b 2/3	YL90P-17b 2/3
Module type					
Power output	P_{max}	W	100	95	90
Power output tolerances	ΔP_{max}	%		+/- 5	
Module efficiency	η_m	%	15.0	14.20	13.50
Voltage at P_{max}	V_{mpp}	V	18.5	18.20	17.80
Current at P_{max}	I_{mpp}	A	5.41	5.23	5.06
Open-circuit voltage	V_{oc}	V	22.9	22.5	22.0
Short-circuit current	I_{sc}	A	5.74	5.59	5.44

STC: 1000W/m² irradiance, 25°C cell temperature, AM1.5g spectrum according to EN 60904-3.
Average relative efficiency reduction of 5% at 200W/m² according to EN 60904-1.

THERMAL CHARACTERISTICS

Nominal operating cell temperature	NOCT	°C	46 +/- 2
Temperature coefficient of P_{max}	γ	%/°C	-0.45
Temperature coefficient of V_{oc}	β_{Voc}	%/°C	-0.37
Temperature coefficient of I_{sc}	α_{Isc}	%/°C	0.06

OPERATING CONDITIONS

Max. system voltage	50V _{DC}
Max. series fuse rating	10A
Limiting reverse current	Don't apply external voltages larger than Voc of the module
Operating temperature range	-40 to 85°C
Max. static load, front (e.g., snow and wind)	2400Pa
Max. static load, back (e.g., wind)	2400Pa
Max. hailstone impact (diameter / velocity)	25mm / 23m/s

CONSTRUCTION MATERIALS

Front cover (material / thickness)	low-iron tempered glass / 3.2mm
Cell (quantity / material / dimensions)	36 / multicrystalline silicon / 104mm x 156mm
Encapsulant (material)	ethylene vinyl acetate (EVA)
Frame (material / color / anodization color)	anodized aluminum alloy / silver / clear

- Due to continuous innovation, research and product improvement, the specifications in this product information sheet are subject to change without prior notice. The specifications may deviate slightly and are not guaranteed.
- The data do not refer to a single module and they are not part of the offer, they only serve for comparison to different module types.

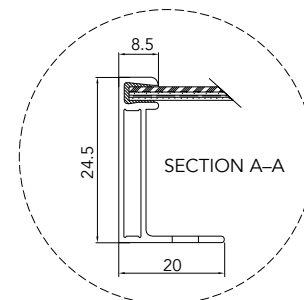
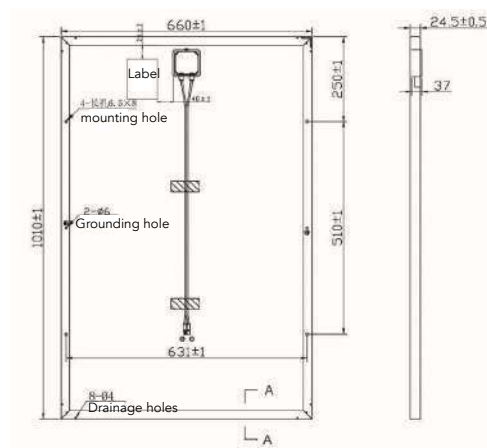
GENERAL CHARACTERISTICS

Dimensions (L / W / H)	1010mm / 660mm / 25mm
Weight	7.65kg

PACKAGING SPECIFICATIONS

Number of modules per box	6
Packaging box dimensions (L / W / H)	1040mm / 690mm / 190mm

Unit: mm



Warning: Read the Installation and User manual in its entirety before handling, installing, and operating Yingli Solar modules.

Our Partners:



Power Your Life


Baoding Jiasheng Photovoltaic Technology Co., Ltd
Add: No.333 North Lekai Avenue 071051, Baoding, China
Email: jsgd@yinglisolar.com
Web: www.gainsolar.cn
Service hotline: +86 312 863 1510/892 2683
Fax: +86 312 892 2202

GAINSOLAR.CN

© Baoding Jiasheng Photovoltaic Technology Co., Ltd | JS095P-17b_23_EU_EN_201403_v02

JS 145 SERIES

YL145P-17b
YL140P-17b
YL135P-17b
YL130P-17b



ABOUT GAIN SOLAR

Founded in 2007, Baoding Jiasheng Photovoltaic Technology Co., Ltd which markets its products under the brand "Gain Solar", is a wholly owned subsidiary of Yingli Solar, specializing in R&D, manufacturing and marketing of photovoltaic (PV) off-grid products and systems. What started as the in-house off-grid PV module production of Yingli Solar has developed over the years into a full-blown provider of off-grid PV modules, building-integrated PV modules, off-grid PV systems and solar application products. Founded on the Yingli Solar technology development, production, and distribution platform, Gain Solar has rapidly grown to set up branches in major provinces and cities of China and is now expanding its presence to the global level. Gain solar is dedicated to provide high quality off-grid PV products and systems to customers and received a series of certificate, including ISO9001, TUV, UL, CE, CQC and RoHS.

PERFORMANCE

High efficiency, polycrystalline solar cells with high transmission and textured glass delivering a module efficiency of up to 15.0%, minimizing installation costs and maximizing the kWh output of your system per unit area.

QUALITY AND RELIABILITY

- Industry leading in-house manufacturing of polysilicon, ingots, wafers, cells and modules ensures tight control of our material and production quality.
- Robust, corrosion resistant aluminum frame independently tested to withstand wind loads of 2.4 kPa and snow loads of 2.4 kPa ensuring a stable mechanical life for your modules.
- Module packaging optimized to protect product during transportation and minimize on-site waste.
- This type of module is commonly use for the small off-grid system.

JS 145 SERIES

ELECTRICAL PERFORMANCE

Electrical parameters at Standard Test Conditions (STC)

Module name			JS 145	JS 140	JS 135	JS 130
Module type			YLxxxP-17b			
Power output	P_{max}	W	145	140	135	130
Power output tolerances	ΔP_{max}	%	+/- 5			
Module efficiency	η_m	%	14.50	14.0	13.50	13.00
Voltage at P_{max}	V_{mpp}	V	18.20	18.00	17.80	17.5
Current at P_{max}	I_{mpp}	A	7.99	7.77	7.60	7.42
Open-circuit voltage	V_{oc}	V	22.50	22.30	22.00	21.7
Short-circuit current	I_{sc}	A	8.47	8.30	8.12	8.00

STC: 1000W/m² irradiance, 25°C cell temperature, AM1.5g spectrum according to EN 60904-3.
Average relative efficiency reduction of 5% at 200W/m² according to EN 60904-1.

THERMAL CHARACTERISTICS

Nominal operating cell temperature	NOCT	°C	46 +/- 2
Temperature coefficient of P_{max}	γ	%/°C	-0.45
Temperature coefficient of V_{oc}	β_{Voc}	%/°C	-0.37
Temperature coefficient of I_{sc}	α_{Isc}	%/°C	0.06

OPERATING CONDITIONS

Max. system voltage	600V _{oc}
Max. series fuse rating	15A
Limiting reverse current	Do not apply external voltages larger than Voc of the module
Operating temperature range	-40 to 85°C
Max. static load, front (e.g., snow and wind)	2400Pa
Max. static load, back (e.g., wind)	2400Pa
Max. hailstone impact (diameter / velocity)	25mm / 23m/s

CONSTRUCTION MATERIALS

Front cover (material / thickness)	low-iron tempered glass / 3.2mm
Cell (quantity / material / dimensions)	36 / multicrystalline silicon / 156mm x 156mm
Encapsulant (material)	ethylene vinyl acetate (EVA)
Frame (material / color / anodization color)	anodized aluminum alloy / silver / clear

- Due to continuous innovation, research and product improvement, the specifications in this product information sheet are subject to change without prior notice. The specifications may deviate slightly and are not guaranteed.
- The data do not refer to a single module and they are not part of the offer, they only serve for comparison to different module types.

Baoding Jiasheng Photovoltaic Technology Co., Ltd
Add: No.333 North Lekai Avenue 071051, Baoding, China
Email: jsgd@yinglisolar.com
Web: www.gainsolar.cn
Service hotline: +86 312 863 1510/892 2683
Fax: +86 312 892 2202

GAINSOLAR.CN

© Baoding Jiasheng Photovoltaic Technology Co., Ltd | JS145P-17b_EU_EN_201403_v02

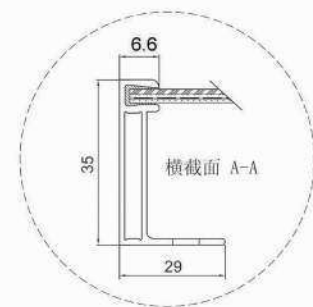
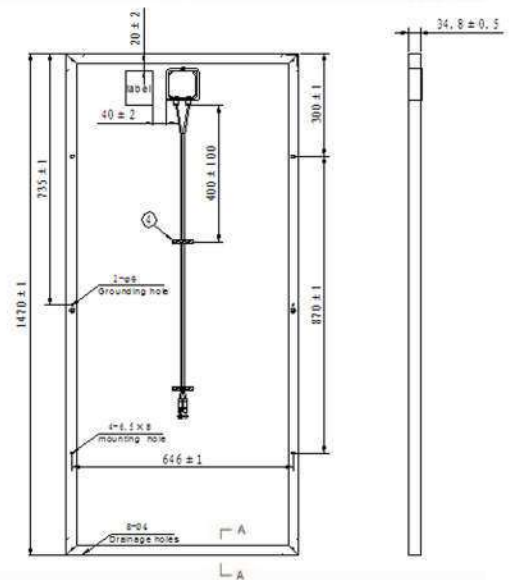
GENERAL CHARACTERISTICS

Dimensions (L / W / H)	1470mm / 680mm / 35mm
Weight	11.5kg

PACKAGING SPECIFICATIONS

Number of modules per box	2
Packaging box dimensions (L / W / H)	1500mm / 710mm / 80mm
Number of modules per box	26
Packaging box dimensions (L / W / H)	1480mm / 980mm / 685mm

Unit: mm



Warning: Read the Installation and User manual in its entirety before handling, installing, and operating Yingli Solar modules.

Our Partners:




Power Your Life

YGE 48 Cell 40mm SERIES

Powered by **YINGLI**

YL210P-23b
YL205P-23b
YL200P-23b
YL195P-23b
YL190P-23b



ABOUT YINGLI GREEN ENERGY

Yingli Green Energy Holding Company Limited (NYSE: YGE) is one of the world's largest fully vertically integrated PV manufacturers, which markets its products under the brand "Yingli Solar". With over 7.0GW of modules installed globally, we are a leading solar energy company built upon proven product reliability and sustainable performance. We are the first renewable energy company and the first Chinese company to sponsor the FIFA World Cup™.

PERFORMANCE

- High efficiency, multicrystalline silicon solar cells with high transmission and textured glass deliver a module efficiency of up to 16.2%, minimizing installation costs and maximizing the kWh output of your system per unit area.
- Tight positive power tolerance of 0W to +5W ensures you receive modules at or above nameplate power and contributes to minimizing module mismatch losses leading to improved system yield.
- Top ranking in the "TÜV Rheinland Energy Yield Test" and the "PHOTON Test" demonstrates high performance and annual energy production.

RELIABILITY

- Tests by independent laboratories prove that Yingli Solar modules:
 - ✓ Fully conform to certification and regulatory standards.
 - ✓ Withstand wind loads of up to 2.4kPa and snow loads of up to 5.4kPa, confirming mechanical stability.
 - ✓ Successfully endure ammonia and salt-mist exposure at the highest severity level, ensuring their performance in adverse conditions.
- Manufacturing facility certified by TÜV Rheinland to ISO 9001:2008, ISO 14001:2004 and BS OHSAS 18001:2007.

WARRANTIES

- 10-year limited product warranty¹.
- Limited power warranty¹: 10 years at 91.2% of the minimal rated power output, 25 years at 80.7% of the minimal rated power output.

¹In compliance with our Warranty Terms and Conditions.

QUALIFICATIONS & CERTIFICATES

IEC 61215, IEC 61730, MCS, CE, ISO 9001:2008, ISO 14001:2004, BS OHSAS 18001:2007, PV Cycle, SA 8000



YGE 48 Cell 40mm SERIES

ELECTRICAL PERFORMANCE

Electrical parameters at Standard Test Conditions (STC)

Module type	YLxxxP-23b (xxx=P _{max})							
	P _{max}	W	210	205	200	195	190	
Power output	P _{max}	W	210	205	200	195	190	
Power output tolerances	ΔP _{max}	W	0 / + 5					
Module efficiency	η _m	%	16.2	15.8	15.4	15.0	14.7	
Voltage at P _{max}	V _{mpp}	V	24.8	24.5	24.2	24.0	23.7	
Current at P _{max}	I _{mpp}	A	8.47	8.36	8.25	8.14	8.03	
Open-circuit voltage	V _{oc}	V	31.2	30.9	30.7	30.4	30.1	
Short-circuit current	I _{sc}	A	9.04	8.94	8.85	8.75	8.65	

STC: 1000W/m² irradiance, 25°C cell temperature, AM1.5g spectrum according to EN 60904-3.
Average relative efficiency reduction of 3.3% at 200W/m² according to EN 60904-1.

Electrical parameters at Nominal Operating Cell Temperature (NOCT)

Module type	YLxxxP-23b (xxx=P _{max})							
	P _{max}	W	153.2	149.5	145.9	142.2	138.6	
Power output	P _{max}	W	153.2	149.5	145.9	142.2	138.6	
Voltage at P _{max}	V _{mpp}	V	22.6	22.4	22.1	21.8	21.6	
Current at P _{max}	I _{mpp}	A	6.78	6.69	6.60	6.51	6.42	
Open-circuit voltage	V _{oc}	V	28.8	28.5	28.4	28.1	27.8	
Short-circuit current	I _{sc}	A	7.31	7.23	7.15	7.07	6.99	

NOCT: open-circuit module operation temperature at 800W/m² irradiance, 20°C ambient temperature, 1m/s wind speed.

THERMAL CHARACTERISTICS

Parameter	NOCT	°C	Value
Nominal operating cell temperature	NOCT	°C	46 +/- 2
Temperature coefficient of P _{max}	γ	%/°C	-0.42
Temperature coefficient of V _{oc}	β _{Voc}	%/°C	-0.32
Temperature coefficient of I _{sc}	α _{Isc}	%/°C	0.05
Temperature coefficient of V _{mpp}	β _{Vmpp}	%/°C	-0.42

OPERATING CONDITIONS

Max. system voltage	1000V _{DC}
Max. series fuse rating	15A
Limiting reverse current	15A
Operating temperature range	-40°C to 85°C
Max. static load, front (e.g., snow)	5400Pa
Max. static load, back (e.g., wind)	2400Pa
Max. hailstone impact (diameter / velocity)	25mm / 23m/s

CONSTRUCTION MATERIALS

Front cover (material / thickness)	low-iron tempered glass / 3.2mm
Cell (quantity / material / dimensions / number of busbars)	48 / multicrystalline silicon / 156mm x 156mm / 2 or 3
Encapsulant (material)	ethylene vinyl acetate (EVA)
Frame (material / color / anodization color / edge sealing)	anodized aluminum alloy / silver / clear / silicone or tape
Junction box (protection degree)	≥ IP65
Cable (length / cross-sectional area)	900mm / 4mm ²
Plug connector (type / protection degree)	MC4 / IP67 or YT08-1 / IP67 or Amphenol H4 / IP68

- Due to continuous innovation, research and product improvement, the specifications in this product information sheet are subject to change without prior notice. The specifications may deviate slightly and are not guaranteed.
- The data do not refer to a single module and they are not part of the offer, they only serve for comparison to different module types.

Yingli Green Energy Holding Co. Ltd.

service@yinglisolar.com

Tel: 0086-312-8929802

YINGLISOLAR.COM

© Yingli Green Energy Holding Co. Ltd. | DS_YGE48Cell-23b_40mm_EU_EN_201309_v02.40

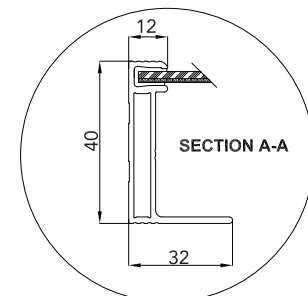
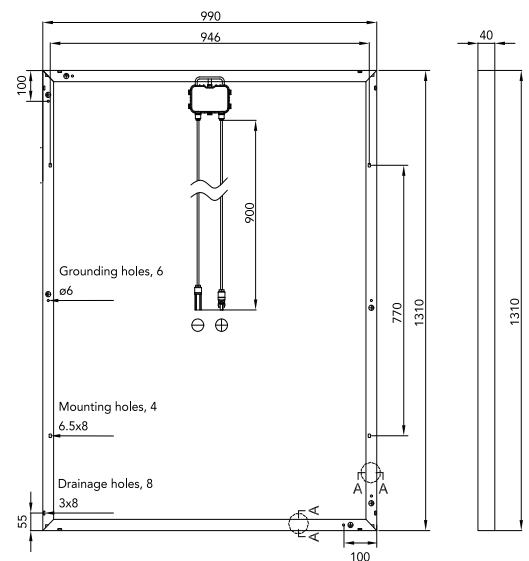
GENERAL CHARACTERISTICS

Dimensions (L / W / H)	1310mm / 990mm / 40mm
Weight	14.7kg

PACKAGING SPECIFICATIONS

Number of modules per pallet	26
Number of pallets per 40' container	32
Packaging box dimensions (L / W / H)	1380mm / 1160mm / 1178mm
Box weight	410kg

Unit: mm



Warning: Read the Installation and User manual in its entirety before handling, installing, and operating Yingli Solar modules.




Our Partners:



PANDA 60 Cell 40mm SERIES

YL280C-30b
YL275C-30b
YL270C-30b
YL265C-30b
YL260C-30b

panda
Powered by **YINGLI**



ABOUT YINGLI GREEN ENERGY

Yingli Green Energy Holding Company Limited (NYSE: YGE) is one of the world's largest fully vertically integrated PV manufacturers, which markets its products under the brand "Yingli Solar". With over 7.0GW of modules installed globally, we are a leading solar energy company built upon proven product reliability and sustainable performance. We are the first renewable energy company and the first Chinese company to sponsor the FIFA World Cup™.

PERFORMANCE

- Yingli Solar PANDA is a new monocrystalline silicon module technology with n-type solar cells that have average efficiencies higher than 19.5%. Combined with high transmission glass, module efficiencies are up to 17.1%.
- Compared to traditional modules with p-type solar cells, PANDA modules have lower initial degradation and higher performance under both high temperature and low irradiation conditions.
- Tight positive power tolerance of 0W to +5W ensures you receive modules at or above nameplate power and contributes to minimizing module mismatch losses leading to improved system yield.
- Top ranking in the "TÜV Rheinland Energy Yield Test" demonstrates high performance and annual energy production.

RELIABILITY

- Tests by independent laboratories prove that Yingli Solar modules:
 - ✓ Fully conform with certification and regulatory standards.
 - ✓ Withstand wind loads of up to 2.4kPa and snow loads of up to 5.4kPa, confirming mechanical stability.
 - ✓ Successfully endure ammonia and salt-mist exposure at the highest severity level, ensuring their performance in adverse conditions.
- Manufacturing facility certified by TÜV Rheinland to ISO 9001:2008, ISO 14001:2004 and BS OHSAS 18001:2007.

WARRANTIES

- 10-year limited product warranty¹.
- Limited power warranty¹: 1 year at 98% of the minimal rated power output, 10 years at 92% of the minimal rated power output, 25 years at 82% of the minimal rated power output.

¹In compliance with our Warranty Terms and Conditions.

QUALIFICATIONS & CERTIFICATES

IEC 61215, IEC 61730, MCS, CE, ISO 9001:2008, ISO 14001:2004, BS OHSAS 18001:2007, PV Cycle, SA 8000



PANDA 60 Cell 40mm SERIES

ELECTRICAL PERFORMANCE

Electrical parameters at Standard Test Conditions (STC)

Module type	YLxxxC-30b (xxx=P _{max})						
	P _{max}	W	280	275	270	265	260
Power output	P _{max}	W	280	275	270	265	260
Power output tolerances	ΔP _{max}	W	0 / + 5				
Module efficiency	η _m	%	17.1	16.8	16.5	16.2	15.9
Voltage at P _{max}	V _{mpp}	V	31.3	30.9	30.5	30.1	29.7
Current at P _{max}	I _{mpp}	A	8.96	8.91	8.85	8.79	8.74
Open-circuit voltage	V _{oc}	V	39.1	38.8	38.6	38.3	38.1
Short-circuit current	I _{sc}	A	9.50	9.47	9.43	9.37	9.35

STC: 1000W/m² irradiance, 25°C cell temperature, AM1.5g spectrum according to EN 60904-3.
Average relative efficiency reduction of 3.5% at 200W/m² according to EN 60904-1.

Electrical parameters at Nominal Operating Cell Temperature (NOCT)

Power output	YLxxxC-30b (xxx=P _{max})						
	P _{max}	W	204.2	200.6	196.9	193.3	189.7
Voltage at P _{max}	V _{mpp}	V	28.5	28.1	27.8	27.5	27.1
Current at P _{max}	I _{mpp}	A	7.17	7.13	7.08	7.03	6.99
Open-circuit voltage	V _{oc}	V	36.2	35.9	35.7	35.4	35.3
Short-circuit current	I _{sc}	A	7.66	7.64	7.61	7.56	7.54

NOCT: open-circuit module operation temperature at 800W/m² irradiance, 20°C ambient temperature, 1m/s wind speed.

THERMAL CHARACTERISTICS

Nominal operating cell temperature	NOCT	°C	46 +/- 2
Temperature coefficient of P _{max}	γ	%/°C	-0.42
Temperature coefficient of V _{oc}	β _{Voc}	%/°C	-0.31
Temperature coefficient of I _{sc}	α _{Isc}	%/°C	0.04
Temperature coefficient of V _{mpp}	β _{Vmpp}	%/°C	-0.41

OPERATING CONDITIONS

Max. system voltage	1000V _{DC}
Max. series fuse rating	15A
Limiting reverse current	15A
Operating temperature range	-40°C to 85°C
Max. static load, front (e.g., snow)	5400Pa
Max. static load, back (e.g., wind)	2400Pa
Max. hailstone impact (diameter / velocity)	25mm / 23m/s

CONSTRUCTION MATERIALS

Front cover (material / thickness)	low-iron tempered glass / 3.2mm
Backsheet (color)	white or black
Cell (quantity / material / dimensions)	60 / monocrystalline silicon / 156mm x 156mm
Encapsulant (material)	ethylene vinyl acetate (EVA)
Frame (material / color / anodization color)	anodized aluminum alloy / silver or black / clear
Junction box (protection degree)	≥ IP65
Cable (length / cross-sectional area)	1100mm / 4mm ²
Plug connector (type / protection degree)	MC4 / IP67 or YT08-1 / IP67 or Amphenol H4 / IP68

- Due to continuous innovation, research and product improvement, the specifications in this product information sheet are subject to change without prior notice. The specifications may deviate slightly and are not guaranteed.
- The data do not refer to a single module and they are not part of the offer, they only serve for comparison to different module types.

Yingli Green Energy Holding Co. Ltd.

service@yinglisolar.com

Tel: 0086-312-8929802

YINGLISOLAR.COM

© Yingli Green Energy Holding Co. Ltd. | DS_PANDA60Cell-30b_40mm_EU_EN_201309_v02.40

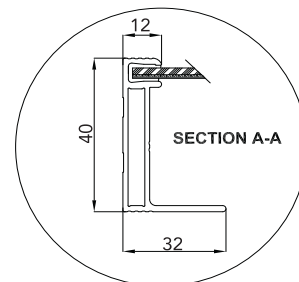
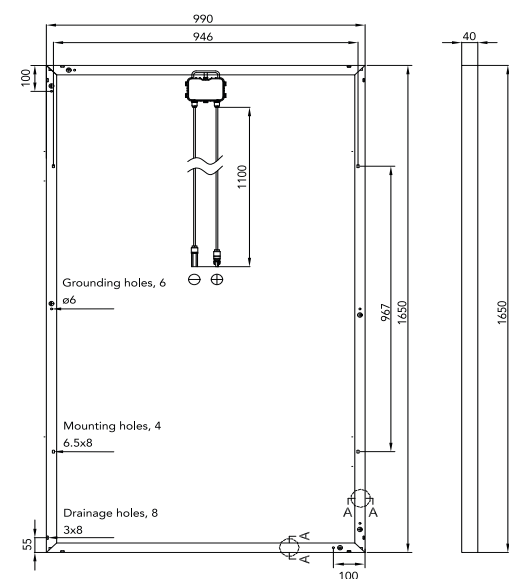
GENERAL CHARACTERISTICS

Dimensions (L / W / H)	1650mm / 990mm / 40mm
Weight	18.5kg

PACKAGING SPECIFICATIONS

Number of modules per pallet	26
Number of pallets per 40' container	28
Packaging box dimensions (L / W / H)	1710mm / 1160mm / 1178mm
Box weight	514kg

Unit: mm



Warning: Read the Installation and User Manual in its entirety before handling, installing, and operating Yingli Solar modules.

Our Partners:

