


## DEEP BLUE 3.0 Pro

**Mono**

565W MBB Bifacial Mono PERC  
Half-cell Double Glass Module  
JAM72D30 540-565/GB Series

### Introduction

Assembled with 11BB bifacial PERCIUM cells and gapless ribbon connection technology, these double glass modules have the capability of converting the incident light from the rear side together with the front side into electricity, providing higher output power, lower temperature coefficient, less shading loss, as well as enhanced tolerance for mechanical loading.



Higher output power



More reliable, more stable power generation



Less shading effect

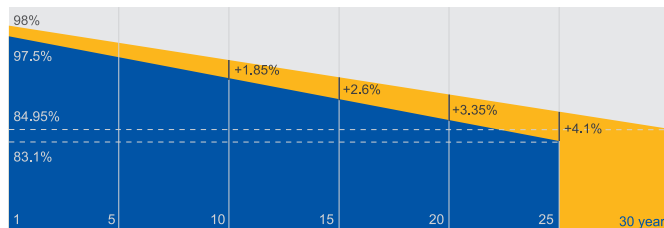


Lower temperature coefficient

### Superior Warranty

- 12-year product warranty
- 30-year linear power output warranty

0.45% Annual Degradation Over 30 years



■ Bifacial double glass module linear power warranty

■ Standard module linear power warranty

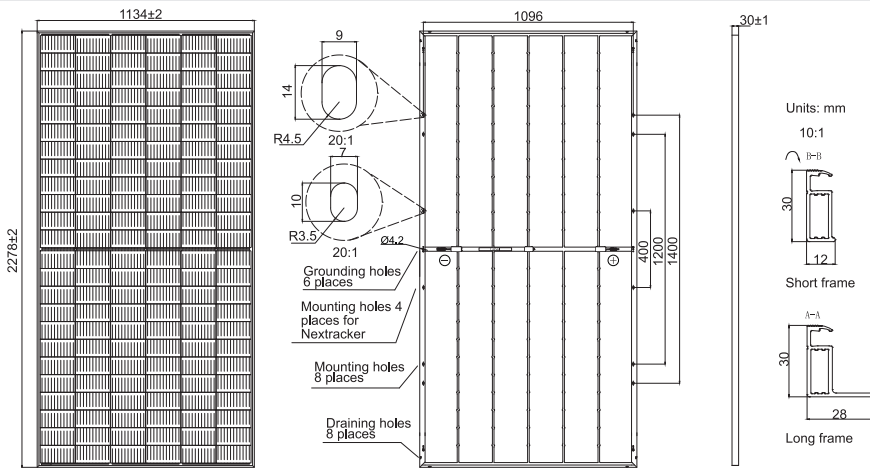
### Comprehensive Certificates

- IEC 61215, IEC 61730, UL 61215, UL 61730
- ISO 9001: 2015 Quality management systems
- ISO 14001: 2015 Environmental management systems
- ISO 45001: 2018 Occupational health and safety management systems
- IEC 62941: 2019 Terrestrial photovoltaic (PV) modules - Quality system for PV module manufacturing



**MECHANICAL DIAGRAMS**

**SPECIFICATIONS**



Remark: customized frame color and cable length available upon request

Cell	Mono
Weight	31.2kg
Dimensions	2278±2mm×1134±2mm×30±1mm
Cable Cross Section Size	4mm <sup>2</sup> (IEC), 12 AWG(UL)
No. of cells	144(6×24)
Junction Box	IP68, 3 diodes
Connector	MC4-EVO2/ QC 4.10-351
Cable Length (Including Connector)	Portrait:200mm(+)/300mm(-); Landscape:1300mm(+)/1300mm(-)
Front Glass/Back Glass	2.0mm/2.0mm
Packaging Configuration	36pcs/Pallet 720pcs/40HQ Container

**ELECTRICAL PARAMETERS AT STC**

TYPE	JAM72D30 -540/GB	JAM72D30 -545/GB	JAM72D30 -550/GB	JAM72D30 -555/GB	JAM72D30 -560/GB	JAM72D30 -565/GB
Rated Maximum Power(Pmax) [W]	540	545	550	555	560	565
Open Circuit Voltage(Voc) [V]	49.60	49.75	49.90	50.02	50.15	50.28
Maximum Power Voltage(Vmp) [V]	41.64	41.80	41.96	42.11	42.27	42.42
Short Circuit Current(Isc) [A]	13.86	13.93	14.00	14.07	14.14	14.21
Maximum Power Current(Imp) [A]	12.97	13.04	13.11	13.18	13.25	13.32
Module Efficiency [%]	20.9	21.1	21.3	21.5	21.7	21.9
Power Tolerance	0~+5W					
Temperature Coefficient of Isc(α <sub>Isc</sub> )	+0.045%/°C					
Temperature Coefficient of Voc(β <sub>Voc</sub> )	-0.275%/°C					
Temperature Coefficient of Pmax(γ <sub>Pmp</sub> )	-0.350%/°C					
STC	Irradiance 1000W/m <sup>2</sup> , cell temperature 25°C, AM1.5G					

Remark: Electrical data in this catalog do not refer to a single module and they are not part of the offer.They only serve for comparison among different module types.

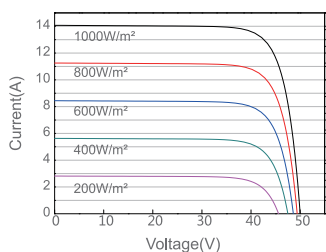
**ELECTRICAL CHARACTERISTICS WITH 10% SOLAR IRRADIATION RATIO**

**OPERATING CONDITIONS**

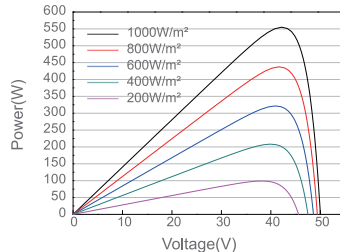
TYPE	JAM72D30 -540/GB	JAM72D30 -545/GB	JAM72D30 -550/GB	JAM72D30 -555/GB	JAM72D30 -560/GB	JAM72D30 -565/GB	Operating Conditions
Rated Max Power(Pmax) [W]	578	583	589	594	599	605	Maximum System Voltage: 1500V DC
Open Circuit Voltage(Voc) [V]	49.93	50.03	50.21	50.31	50.45	50.55	Operating Temperature: -40°C~+85°C
Max Power Voltage(Vmp) [V]	41.65	41.78	41.95	42.11	42.26	42.42	Maximum Series Fuse Rating: 30A
Short Circuit Current(Isc) [A]	14.83	14.91	14.98	15.05	15.13	15.20	Maximum Static Load,Front*: 5400Pa(112 lb/ft <sup>2</sup> ) Maximum Static Load,Back*: 2400Pa(50 lb/ft <sup>2</sup> )
Max Power Current(Imp) [A]	13.88	13.95	14.03	14.10	14.18	14.25	NOCT: 45±2°C
Irradiation Ratio(rear/front)	10%						Bifaciality**: 70%±10%
*For NexTracker installations, Maximum Static Load, Front is 1800Pa while Maximum Static Load, Back is 1800Pa. **Bifaciality=Pmax,rear/Rated Pmax,front							Fire Performance: UL Type 29

**CHARACTERISTICS**

Current-Voltage Curve JAM72D30-555/GB



Power-Voltage Curve JAM72D30-555/GB



Current-Voltage Curve JAM72D30-555/GB

